


Arbejdsark til det arabiske alfabet

د غ ب م ك ف



Mommy SLP

i samarbejde med arabisk.i.det.smaa

28
gratis
arbejdsark

*En særlig tak til dig for at have
downloadet nærværende produkt.
Du er endelig velkommen til at kontakte
mig ved spørgsmål eller anden feedback på
mommyslp2020@gmail.com*



♥ **Jeg ser frem til at modtage jeres feedback** ♥

Mange tak for at have downloadet denne ressource.

*Jeg håber, at den imødekommer dine behov, og at dine børn kommer til at
nyde aktiviteten.*

*Dette produkt er beskyttet af reglerne for copyright. Videregivelse, redigering,
salg eller en hver form for upload af dette dokument på internettet er forbudt.
Brud på rettighederne vil blive meldt til DMCA
(Digital Millennium Copyright Act)*



*Ved spørgsmål til den danske version kontakt endelig [arabisk.i.det.smaa](https://www.instagram.com/arabisk.i.det.smaa) på
Instagram*

*Kig efter den arabiske-danske version på
www.mommyslp.com*



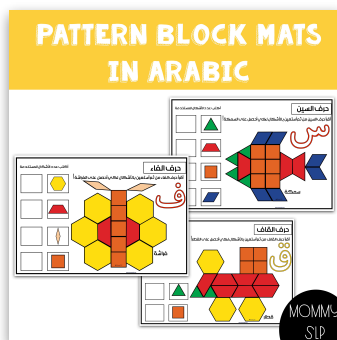
*Jeg arbejder ihærdigt på at udarbejde ressourcer til gavn for alle.
Jeg beder dig venligst om at respektere mit arbejde.*

CLIPARTS credit

THANK YOU



YOU MAY ALSO LIKE



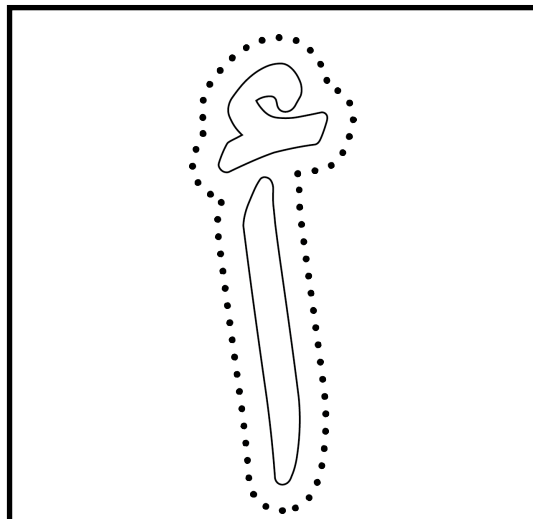
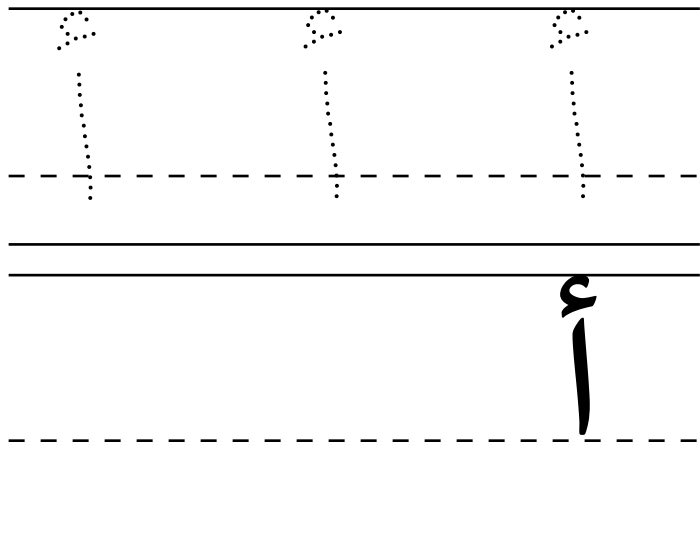
THANK YOU FOR YOUR SUPPORT!



Navn: _____





Læs, farv, følg sporene og skriv bogstav "أ"

اقرأ، لون، خطط وأكتب حرف الألف!









Farv billedet, når du hører lyden til bogstav "أ"

لون الصورة عندما تسمع الصوت "أ".



Farv bogstavet أ

لون حرف الألف

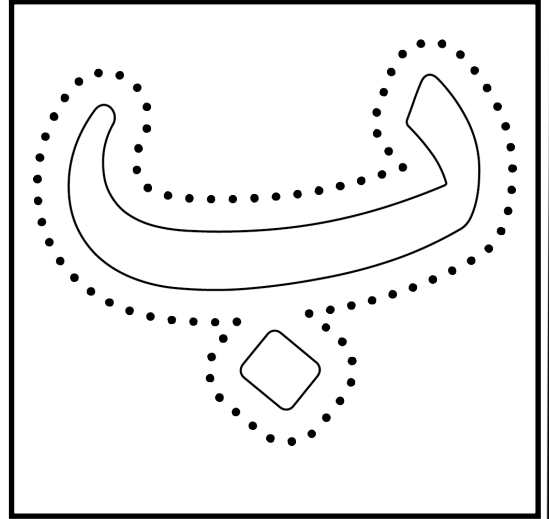


Navn: _____





Læs, farv, følg sporene og skriv bogstav "ب"
إقرأ، لَوْن، خطط وأكتب حرف الباء!

ب ب ب

ب



Farv billedet, når du hører lyden til bogstav "ب"
لَوْن الصورة عندما تسمع الصوت "ب".



Farv bogstavet ب
لَوْن حرف الباء

ب

ب

ب

ز

ي

ف

ن

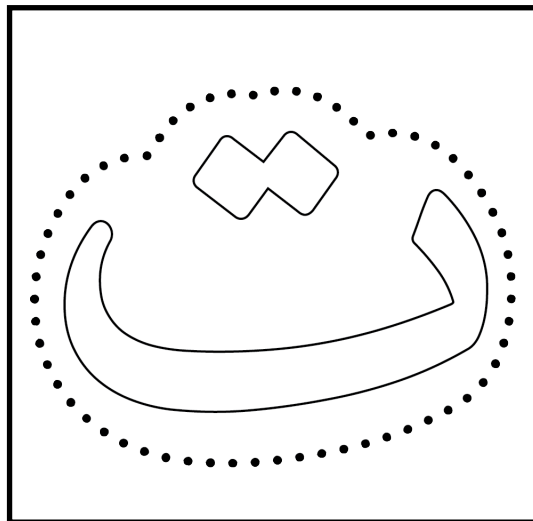
و

Navn: _____

Læs, farv, følg sporene og skriv bogstav "ت"

إقرأ، لَوْن، خطط وأكتب حرف التاء!




ت ت ت



ت

Farv billedet, når du hører lyden til bogstav "ت"

لَوْن الصورة عندما تسمع الصوت "ت".



Farv bogstavet ت

لَوْن حرف التاء

م

ت

ب

و

ذ

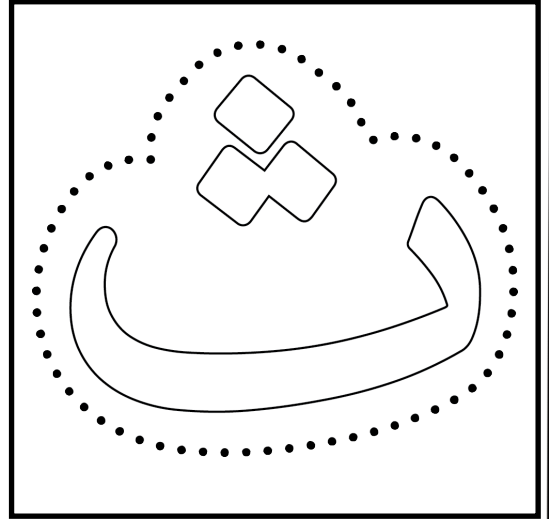
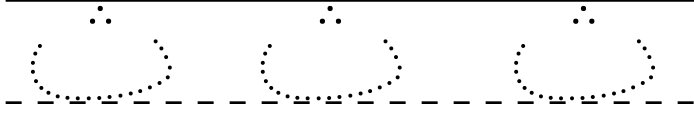
س

ت

ت





Navn: _____

Læs, farv, følg sporene og skriv bogstav "ث"
إقرأ، لَوْن، خطط وأكتب حرف الثاء!



ث

Farv billedet, når du hører lyden til bogstav "ث"
لَوْن الصورة عندما تسمع الصوت "ث".



Farv bogstavet ث
لَوْن حرف الثاء

ث

ن

ث

ث

ي

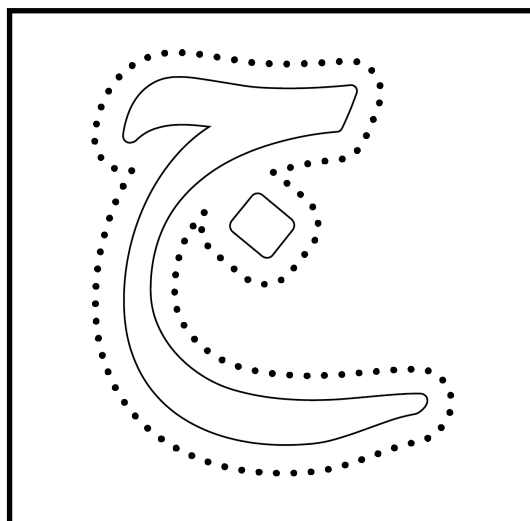
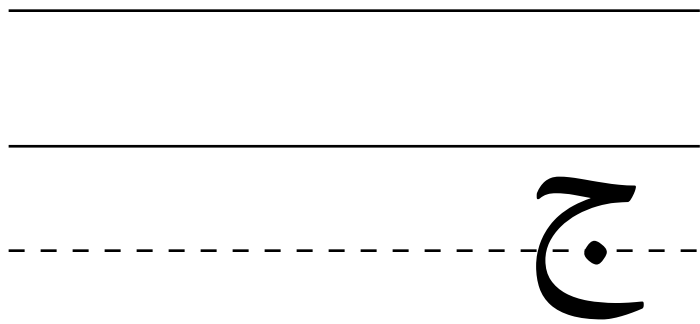
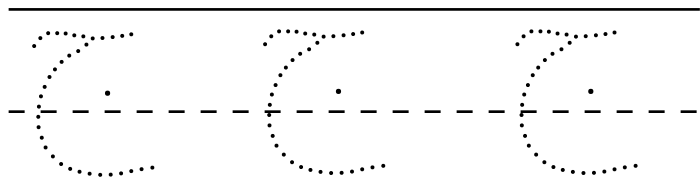
ر

ق




ا

Navn: _____








Læs, farv, følg sporene og skriv bogstav "ج"
إقرأ، لَوْن، خطط وأكتب حرف الجيم!



Farv billedet, når du hører lyden til bogstav "ج"
لَوْن الصورة عندما تسمع الصوت "ج".



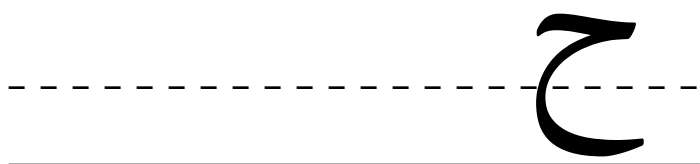
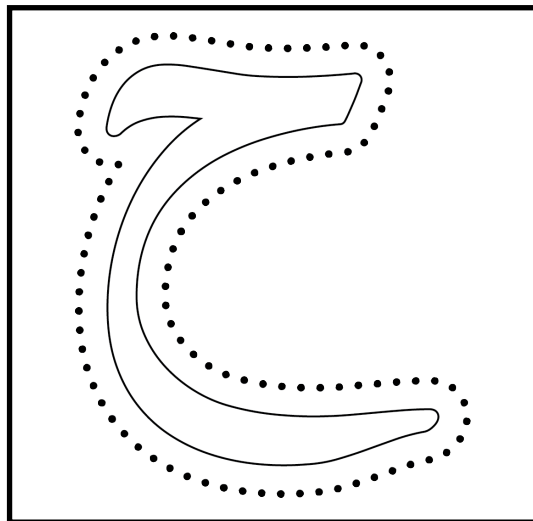
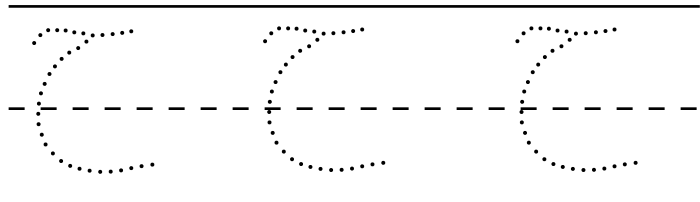
Farv bogstavet ج
لَوْن حرف الجيم



Navn: _____

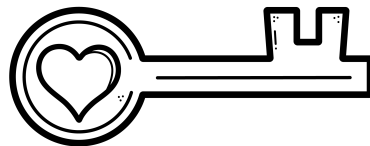


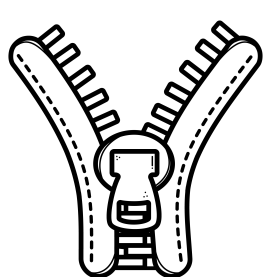
Læs, farv, følg sporene og skriv bogstav "ح"

إقرأ، لوّن، خطط وأكتب حرف الحاء!











Farv billedet, når du hører lyden til bogstav "ح"

لوّن الصورة عندما تسمع الصوت "ح".



Farv bogstavet ح

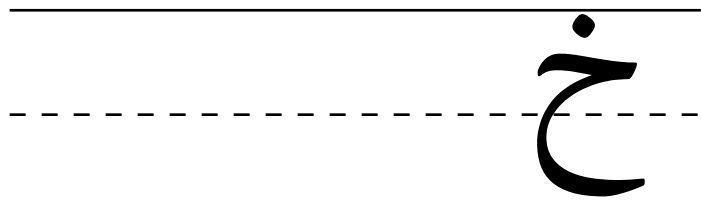
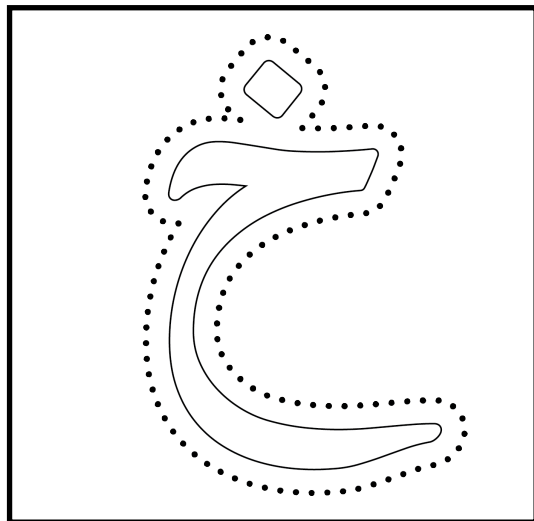
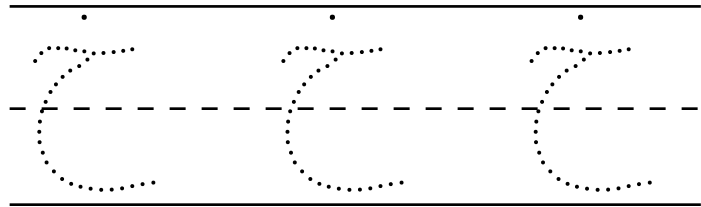
لوّن حرف الحاء



Navn: _____



Læs, farv, følg sporene og skriv bogstav "خ"

اقرأ، لون، خط وأكتب حرف الخاء!










Farv billedet, når du hører lyden til bogstav "خ"

لون الصورة عندما تسمع الصوت "خ".



Farv bogstavet خ

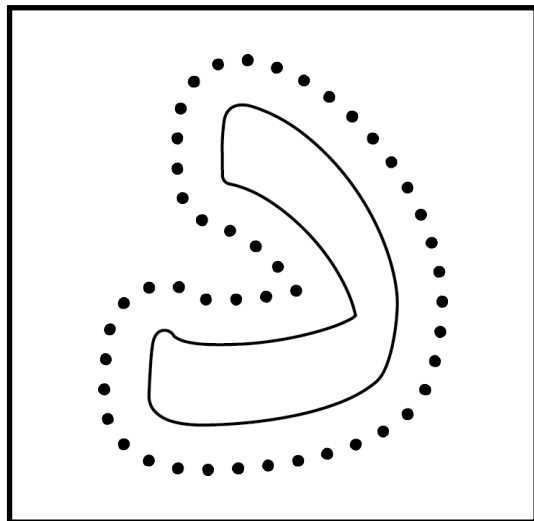
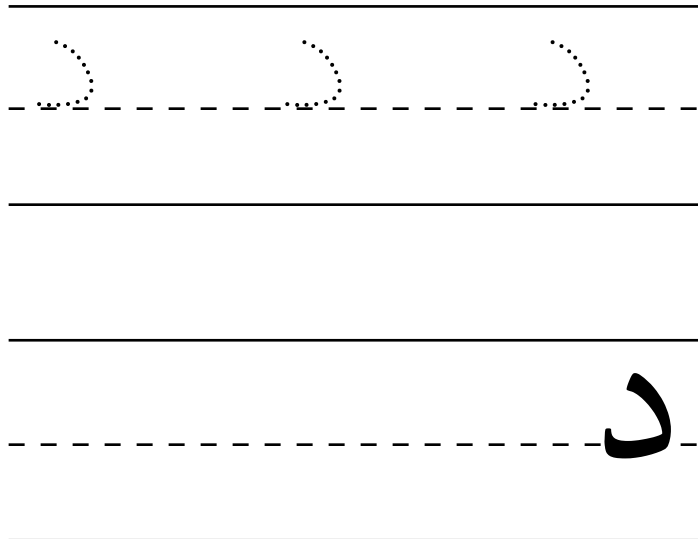
لون حرف الخاء



Navn: _____




Læs, farv, følg sporene og skriv bogstav "د"

إقرأ، لَوْن، خطط وأكتب حرف الدال!








Farv billedet, når du hører lyden til bogstav "د"

لَوْن الصورة عندما تسمع الصوت "د".



Farv bogstavet د

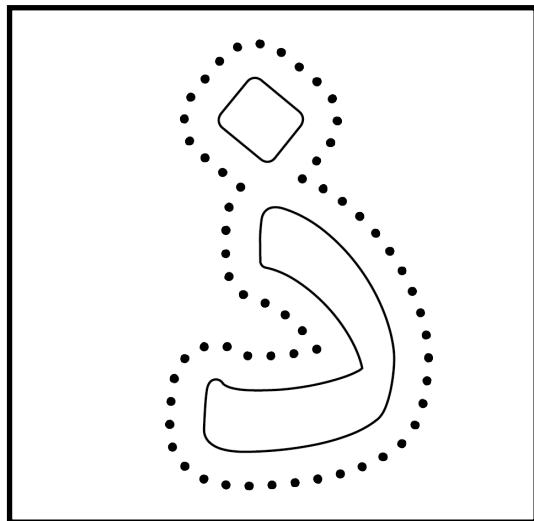
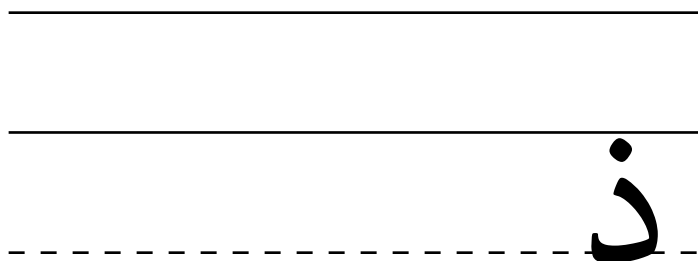
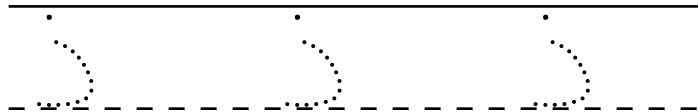
لَوْن حرف الدال



Navn: _____





Læs, farv, følg sporene og skriv bogstav "ذ"

اقرأ، لَوْن، خطط وأكتب حرف الذال!









Farv billedet, når du hører lyden til bogstav "ذ"

لَوْن الصورة عندما تسمع الصوت "ذ".



Farv bogstavet ذ

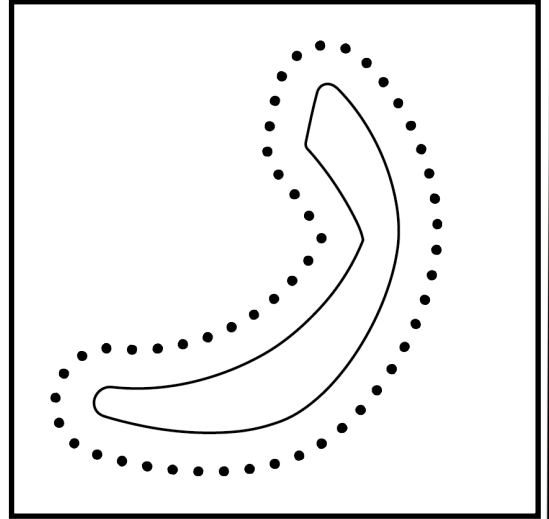
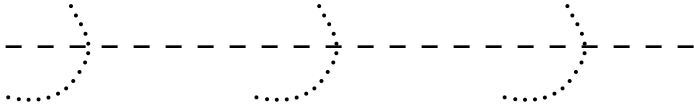
لَوْن حرف الذال



Navn: _____




Læs, farv, følg sporene og skriv bogstav "ر"

إقرأ، لَوْن، خطط وأكتب حرف الراء!








Farv billedet, når du hører lyden til bogstav "ر"

لَوْن الصورة عندما تسمع الصوت "ر".



Farv bogstavet "ر"

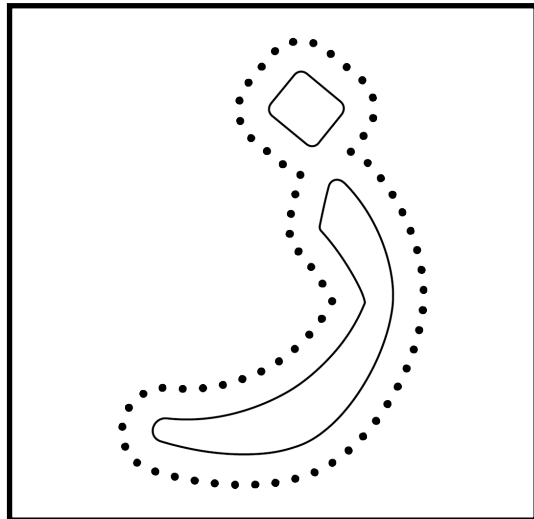
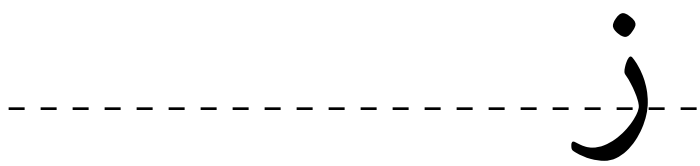
لَوْن حرف الراء



Navn: _____




Læs, farv, følg sporene og skriv bogstav "ز"

اقرأ، لون، خطط وأكتب حرف الزاي!









Farv billedet, når du hører lyden til bogstav "ز"

لون الصورة عندما تسمع الصوت "ز".



Farv bogstavet ز

لون حرف الزاي

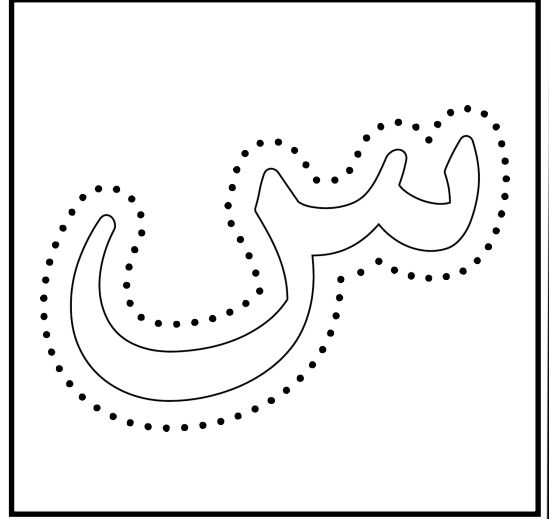


Navn: _____

Læs, farv, følg sporene og skriv bogstav "س"



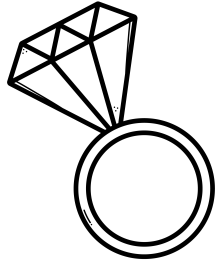

إقرأ، لَوْن، خطط وأكتب حرف السين!

س س س



س

Farv billedet, når du hører lyden til bogstav "س"
لَوْن الصورة عندما تسمع الصوت "س".



Farv bogstavet س
لَوْن حرف السين

س

ط

س

ش

خ

ص

س

س

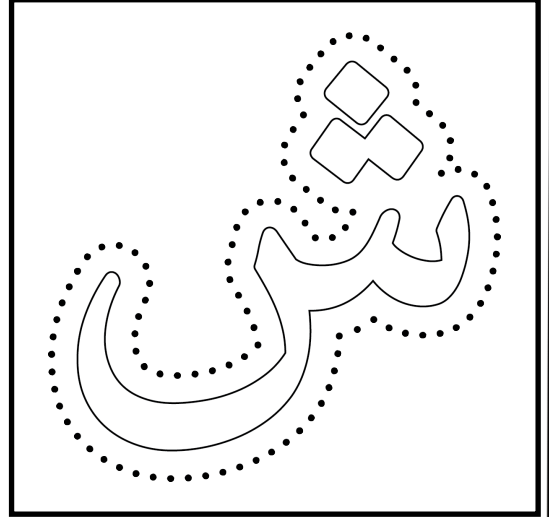
Navn: _____

Læs, farv, følg sporene og skriv bogstav "ش"




إقرأ، لَوْن، خطط وأكتب حرف الشين!

ش ش ش

ش



Farv billedet, når du hører lyden til bogstav "ش"
لَوْن الصورة عندما تسمع الصوت "ش"



Farv bogstavet ش
لَوْن حرف الشين

ع

ش

ح

ث

ش

س


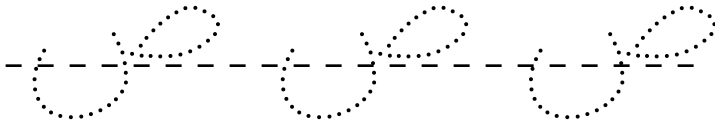
ش

ط

Navn: _____

Læs, farv, følg sporene og skriv bogstav "ص"





إقرأ، لَوْن، خطط وأكتب حرف الصاد!



ص






Farv billedet, når du hører lyden til bogstav "ص"

لَوْن الصورة عندما تسمع الصوت "ص"



Farv bogstavet ص

لَوْن حرف الصاد

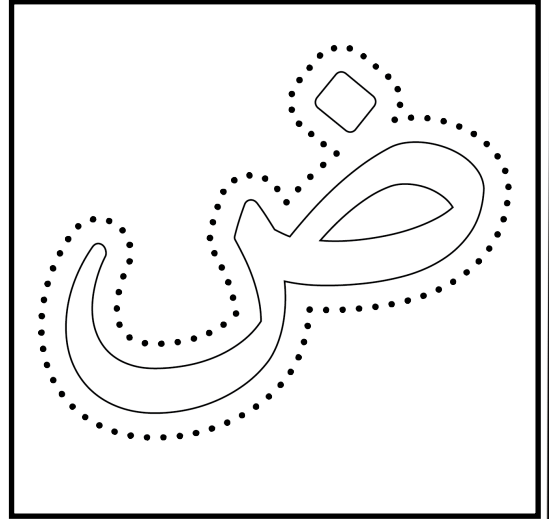


Navn: _____

Læs, farv, følg sporene og skriv bogstav "ض"




إقرأ، لَوْن، خطط وأكتب حرف الضاد!

ض ض ض



ض

Farv billedet, når du hører lyden til bogstav "ض"
لَوْن الصورة عندما تسمع الصوت "ض".



Farv bogstavet ض
لَوْن حرف الضاد

ص

ع

ض

ش

ج

ض

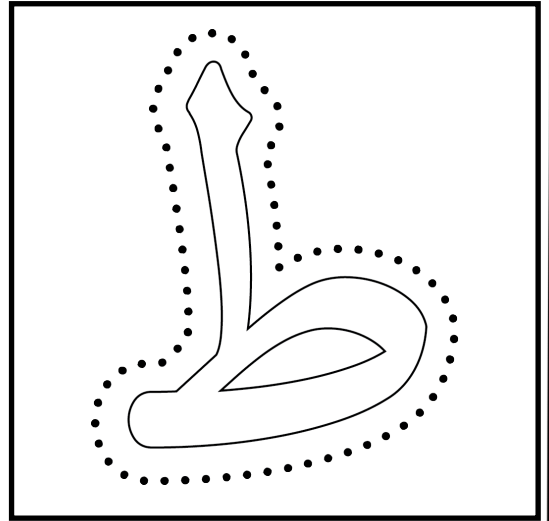

ض

ك

Navn: _____




Læs, farv, følg sporene og skriv bogstav "ط"

اقرأ، لون، خط وأكتب حرف الطاء!







Farv billedet, når du hører lyden til bogstav "ط"

لون الصورة عندما تسمع الصوت "ط"



Farv bogstavet ط

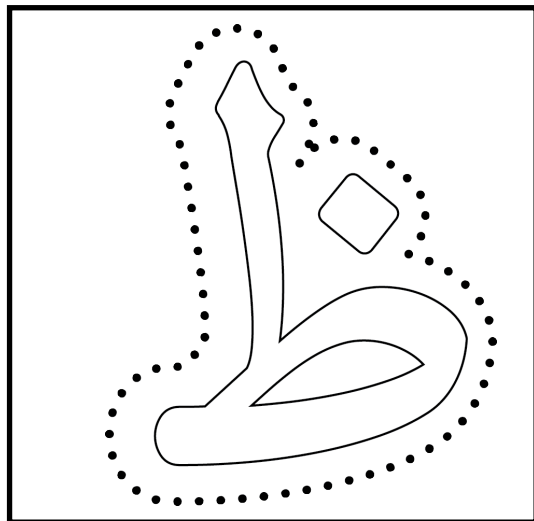
لون حرف الطاء



Navn: _____

Læs, farv, følg sporene og skriv bogstav "ظ"


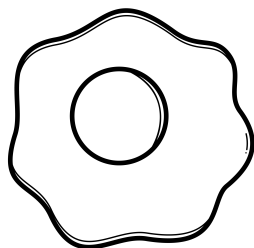

اقرأ، لون، خطط وأكتب حرف الظاء!



ظ






Farv billedet, når du hører lyden til bogstav "ظ"

لون الصورة عندما تسمع الصوت "ظ".



Farv bogstavet ظ

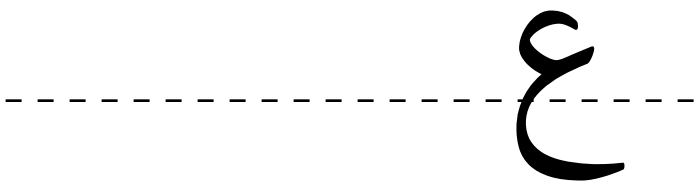

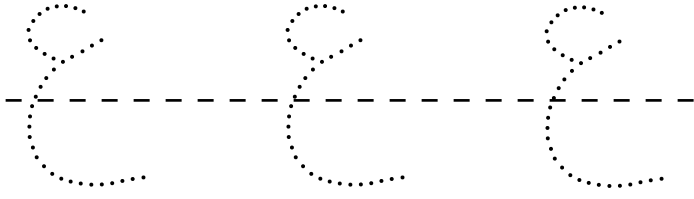
لون حرف الظاء



Navn: _____


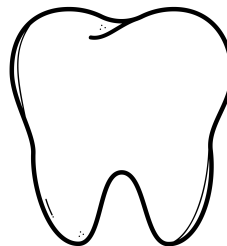


Læs, farv, følg sporene og skriv bogstav "ع"

إقرأ، لَوْن، خطط وأكتب حرف العين!









Farv billedet, når du hører lyden til bogstav "ع"

لَوْن الصورة عندما تسمع الصوت "ع".



Farv bogstavet ع

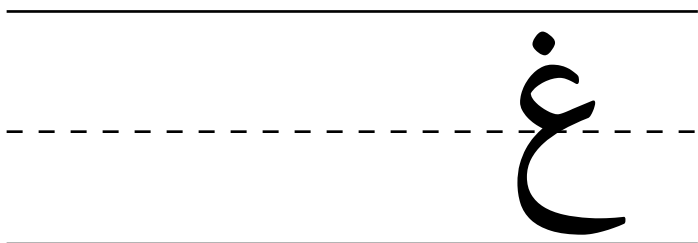
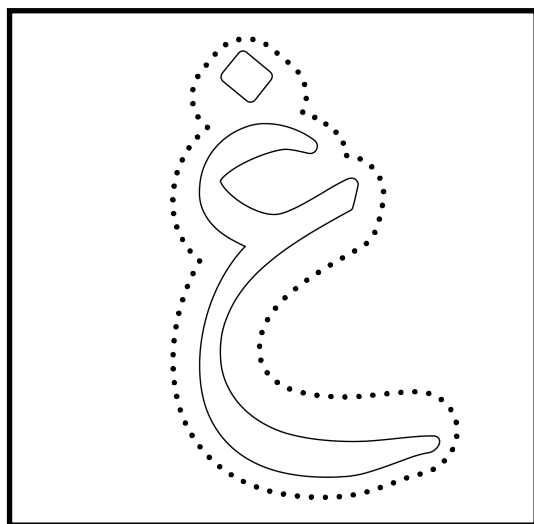
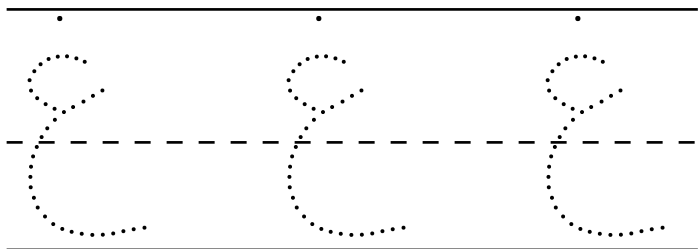
لَوْن حرف العين






Navn: _____

Læs, farv, følg sporene og skriv bogstav "غ"








إقرأ، لَوْن، خطط وأكتب حرف الغين!



Farv billedet, når du hører lyden til bogstav "غ"
لَوْن الصورة عندما تسمع الصوت "غ"



Farv bogstavet غ
لَوْن حرف الغين

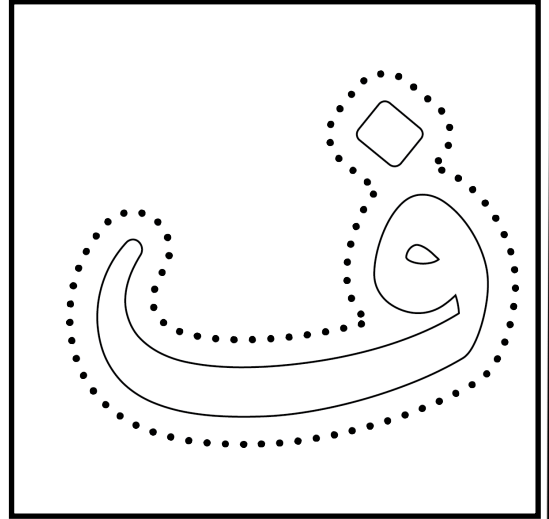


Navn: _____





Læs, farv, følg sporene og skriv bogstav "ف"
إقرأ، لَوْن، خطط وأكتب حرف الفاء!

ف ف ف

ف



Farv billedet, når du hører lyden til bogstav "ف"
لَوْن الصورة عندما تسمع الصوت "ف".



Farv bogstavet ف
لَوْن حرف الفاء

ف

ي

ق

ف

ت

ف


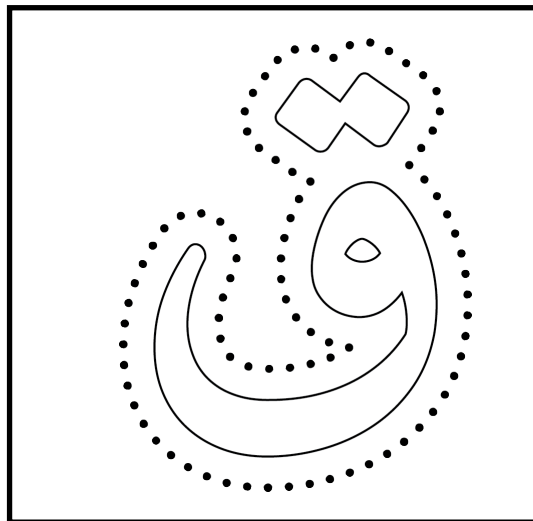
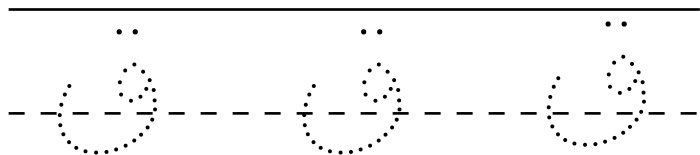
ف

م

Navn: _____

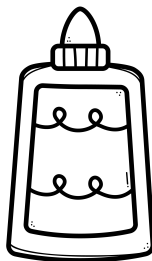


Læs, farv, følg sporene og skriv bogstav "ق"

اقرأ، لون، خطط وأكتب حرف القاف!








Farv billedet, når du hører lyden til bogstav "ق"

لون الصورة عندما تسمع الصوت "ق".



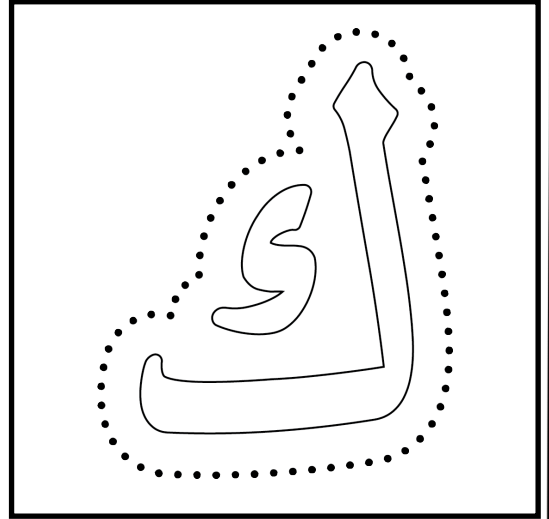

Farv bogstavet ق

لون حرف القاف







Navn: _____







Læs, farv, følg sporene og skriv bogstav "ك"
إقرأ، لَوْن، خطط وأكتب حرف الكاف!



Farv billedet, når du hører lyden til bogstav "ك"
لَوْن الصورة عندما تسمع الصوت "ك".



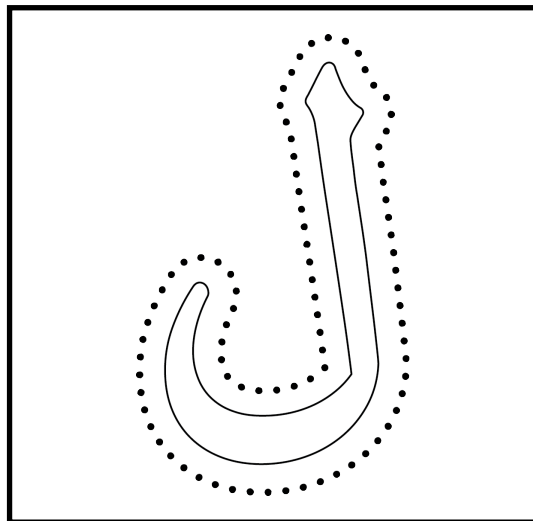
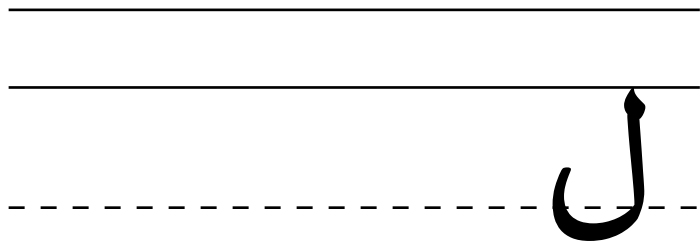
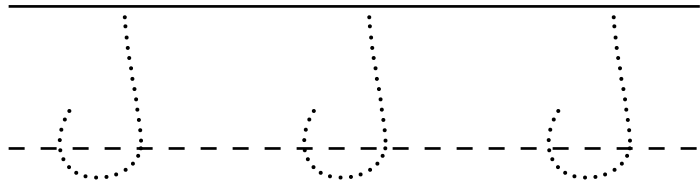
Farv bogstavet ك
لَوْن حرف الكاف



Navn: _____





Læs, farv, følg sporene og skriv bogstav "ل"

إقرأ، لَوْن، خطط وأكتب حرف اللام!











Farv billedet, når du hører lyden til bogstav "ل"

لَوْن الصورة عندما تسمع الصوت "ل"



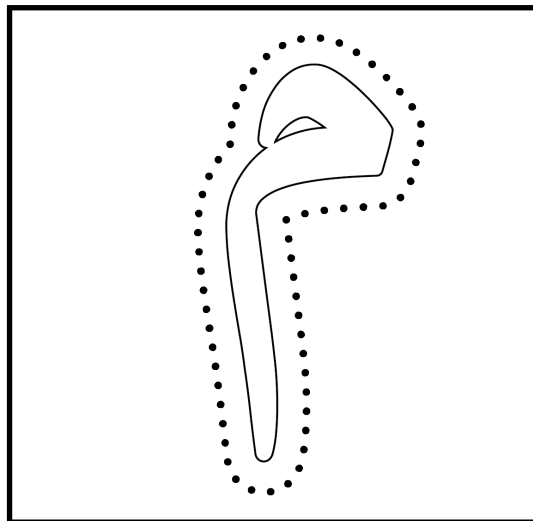
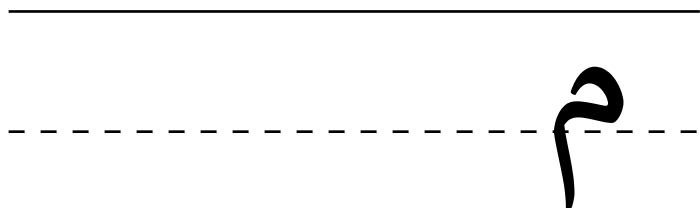
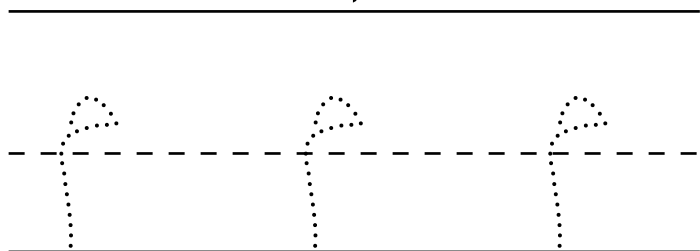
Farv bogstavet ل
لَوْن حرف اللام



Navn: _____


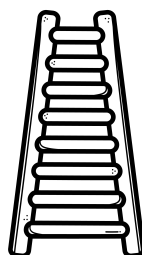


Læs, farv, følg sporene og skriv bogstav "م"

اقرأ، لون، خطط وأكتب حرف الميم!









Farv billedet, når du hører lyden til bogstav "م"

لون الصورة عندما تسمع الصوت "م"



Farv bogstavet م

لون حرف الميم



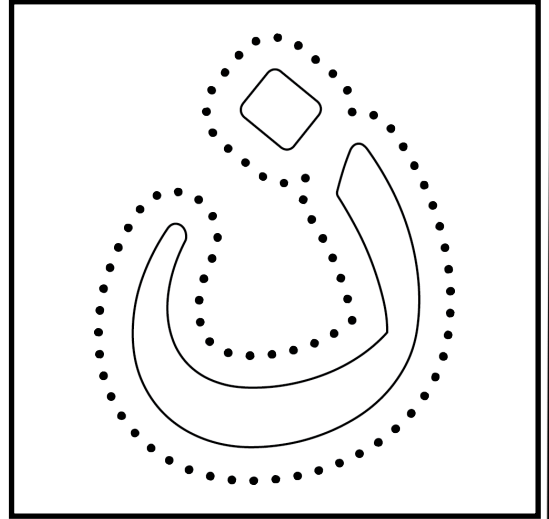
Navn: _____

Læs, farv, følg sporene og skriv bogstav "ن"




اقرأ، لون، خط وأكتب حرف النون!









ن



Farv billedet, når du hører lyden til bogstav "ن"
لون الصورة عندما تسمع الصوت "ن".



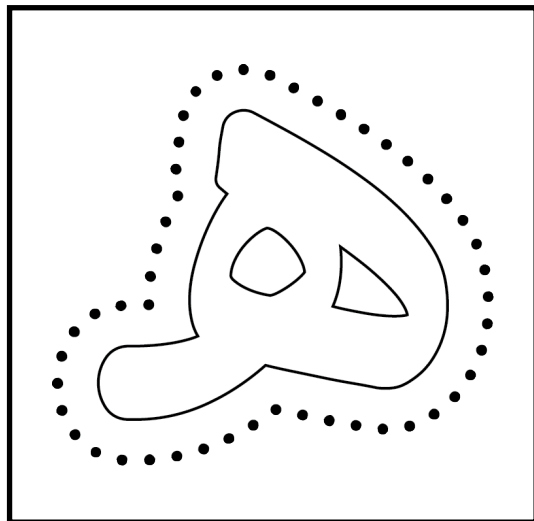
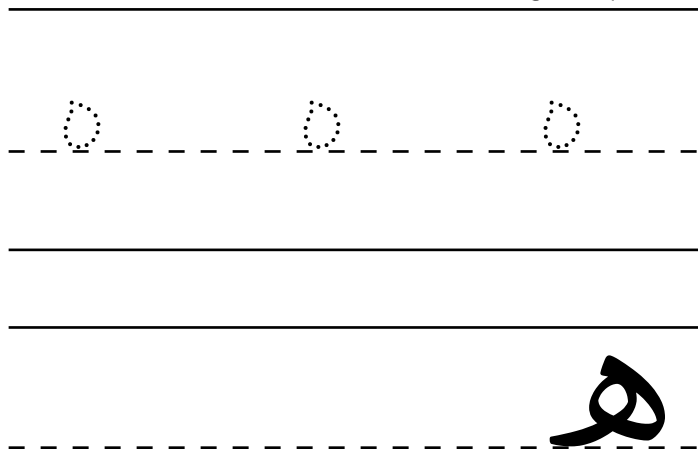
Farv bogstavet ن
لون حرف النون




Navn: _____

Læs, farv, følg sporene og skriv bogstav "o"


إقرأ، لَوْن، خطط وأكتب حرف الهاء!



Farv billedet, når du hører lyden til bogstav "o"
لَوْن الصورة عندما تسمع الصوت "ه".



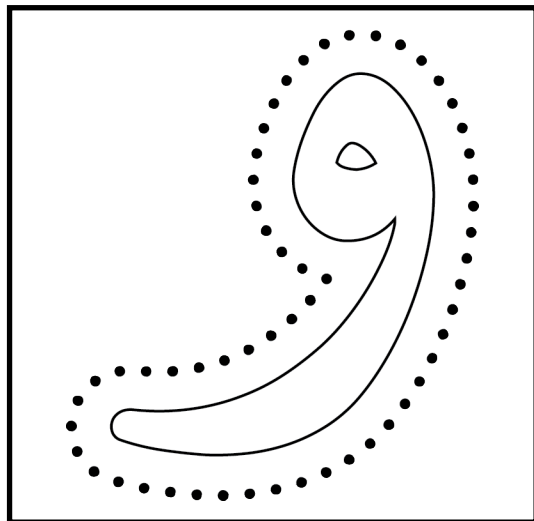
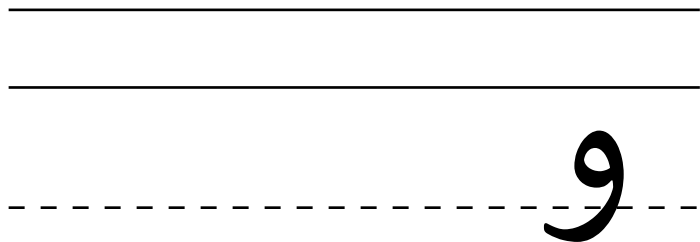
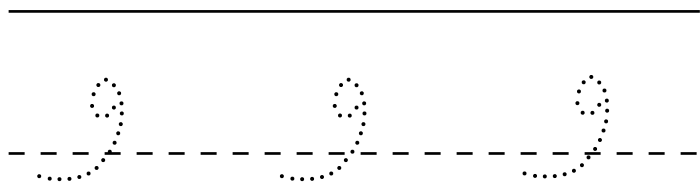
Farv bogstavet o
لَوْن حرف الهاء



Navn: _____




Læs, farv, følg sporene og skriv bogstav "و"

إقرأ، لَوْن، خطط وأكتب حرف الواو!








Farv billedet, når du hører lyden til bogstav "و"

لَوْن الصورة عندما تسمع الصوت "و"



Farv bogstavet و

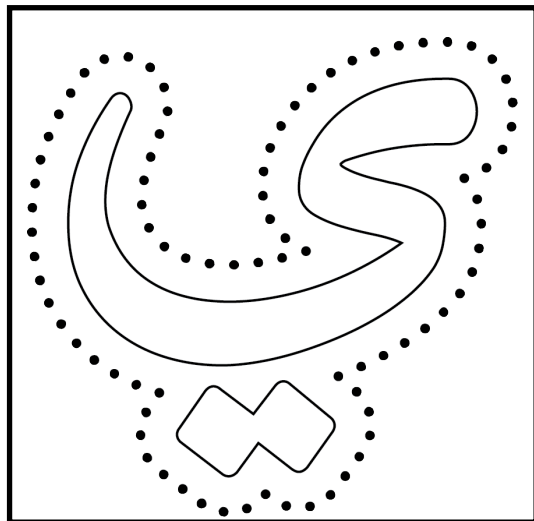

لَوْن حرف الواو



Navn: _____




Læs, farv, følg sporene og skriv bogstav "ي"

اقرأ، لون، خطط وأكتب حرف الياء!



ي

Farv billedet, når du hører lyden til bogstav "ي"
لون الصورة عندما تسمع الصوت "ي"



Farv bogstavet ي
لون حرف الياء

